

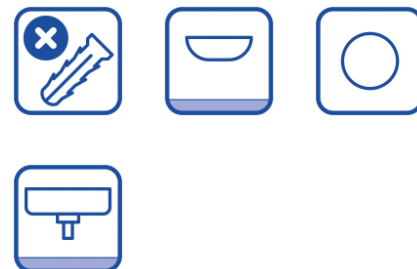
Cod. D361581

Matt Black

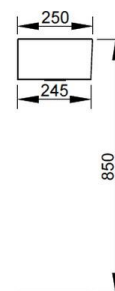
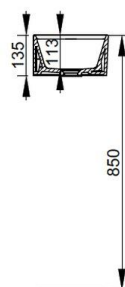
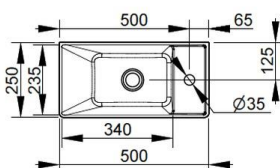
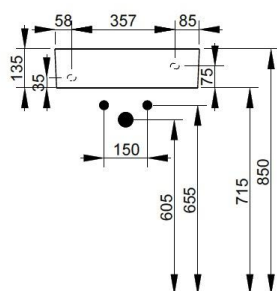
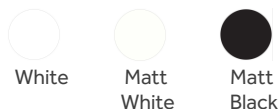
DOP-No 14688

Hand basin without overflow, with taphole on the right side. Compatible with structure, using dedicated fixings. To be installed with compatible fixings according to wall type, not supplied.

Width mm)	500
Depth (mm)	250
Height mm)	135
Weight Kg)	10,2
Overflow hole	No
Tap Holes	
Installation	



available colours:



### NOT PROVIDED FIXINGS / ACCESSORIES / SPARE PARTS

(\* Mandatory)



A360981



A3609CR



V302281

Push button pop-up waste, without chrome plated



V3022CR

Push button pop-up waste, without chrome plated



V303081

Design syphon for basin



V3030CR

Design syphon for basin



F303199

Fixation set for basin.