

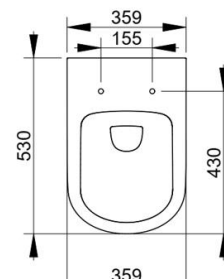
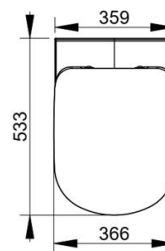
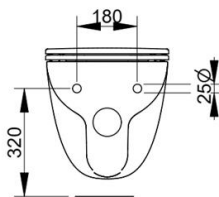
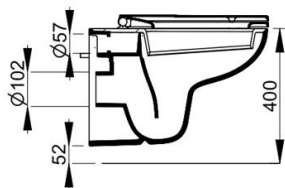
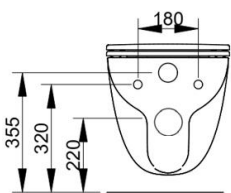
Cod. D522501

White

DOP-No 997

Wall hung 4,5 L flush. To be completed with seat and cover. For assembly with suitable wall mounted chair brackets and acoustic insulation set.

Width (mm)	360
Depth (mm)	530
Height (mm)	350
Weight (Kg)	18,1
Flush Volume (l)	4,5
Installation	wall hung
Outlet	horizontal outlet



SEAT and COVER (NOT INCLU



S523201

Normal closing seat and cover.



S523601

Soft closing seat and cover.

NOT PROVIDED FIXINGS / ACCESSORIES / SPARE PARTS

(* Mandatory)



F953499

Spare kit for F950399 chair brackets: screw, washer, cover.



VS533CR

Horizon metal hinges for soft closing seat and cover.



F953099

Chair brackets for wall hung wc/bidet.



F953999

Protection set for acoustic insulation for WH installation.



VS52701

Buffers kit for Mia/Mirto/Gemma2 seat and cover



VS52101

Hinges for Gemma2 normal
closing seat and cover