


Cod. D110601

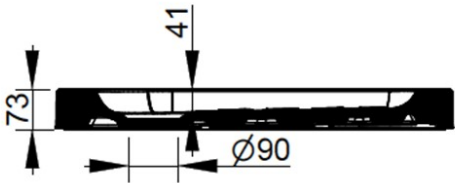
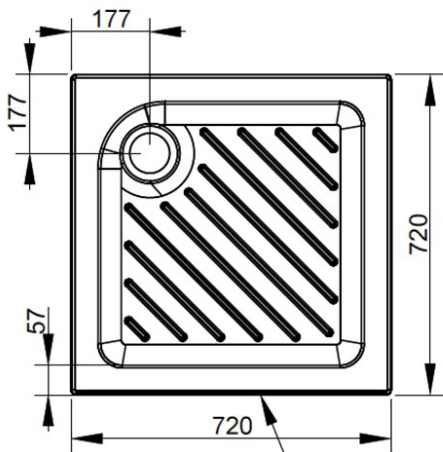
DOP-No 14527



Ceramic square shower tray, H. mm. 70, with anti-slip pattern; to be completed with mm. 90 syphon-waste, to be separately ordered. Waste towards front on the right

Colour	White
Width (mm)	720
Depth (mm)	720
Height (mm)	70
Weight (Kg)	30,3
Installation	

available colours:



Face not glazed

NOT PROVIDED FIXINGS / ACCESSORIES / SPARE PARTS

(* Mandatory)



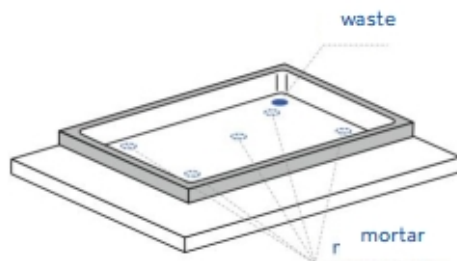
V1001CR
Syphon-waste 90 mm. for shower trays, chrome plated



V1007CR
Cover for waste V1001CR chrome plated

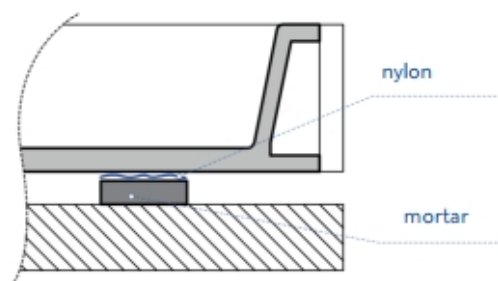
ASSEMBLY INSTRUCTIONS

1



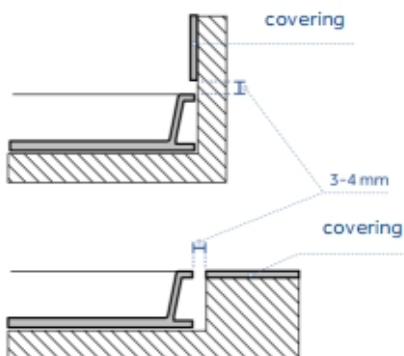
Position the waste according to the existing drain hole and according to the position in the bathroom. Supporting points should be made using low water mortar alongside the corners as well as the centre.

2



We advice you to use a nylon or paper sheet to avoid that mortar could glue to ceramic.

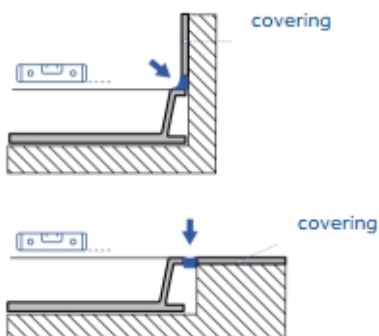
3



Position the shower tray paying attention to the thickness of the covering (or to the floor thickness in case of recessed installation) and leaving a gap of 3-4 mm.

Covering should not weigh on the shower tray edge: in case of building setting-up it could cause breakes.

4



Verify the right horizontal positioning by means of a spirit level.

Complete installation by sealing with white, anti-mould silicon or elastic mortar.