

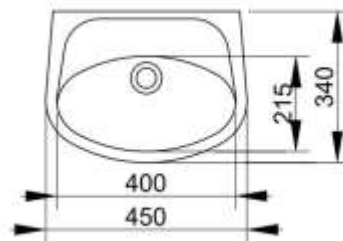
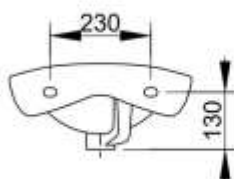
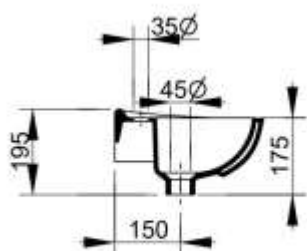
Cod. D040201

White

DOP-No 14688

Wall mounted clinic handwash basin, without taphole and overflow. To be installed with compatible fixings according to wall type

Width mm)	450
Depth (mm)	340
Height mm)	175
Weight Kg)	8,7
Overflow hole	No
Tap Holes	No-hole
Installation	wall mounted



NOT PROVIDED FIXINGS / ACCESSORIES / SPARE

(\* Mandatory)



**F303199**

Fixation set for basin.

Updated: 11/01/2024