


Cod. D122601

DOP-No 14527

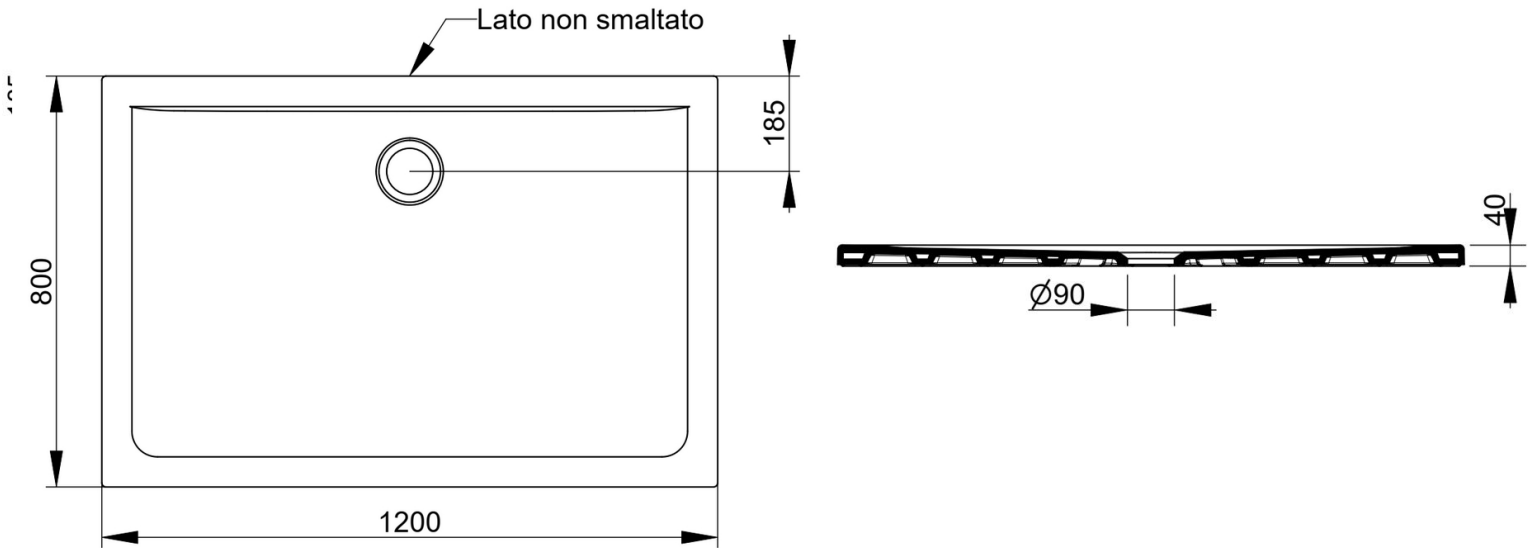


Ultra thin 4 cm. Suitable for floor standing or floor recessed installation. White glazed or Ultra Grip Glaze Technology. Waste towards wall. To be completed with syphon-waste to be separately ordered.

Colour	White
Width (mm)	1200
Depth (mm)	800
Height (mm)	40
Weight (Kg)	40,8
Installation	floor recessed and floor standing installation
Installation note: instructions at following page	



available colours:



NOT PROVIDED FIXINGS / ACCESSORIES / SPARE

(* Mandatory)



V1001CR

Syphon-waste 90 mm. for shower trays, chrome plated

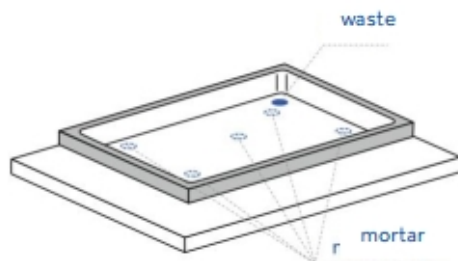


V1007CR

Cover for waste V1001CR chrome plated

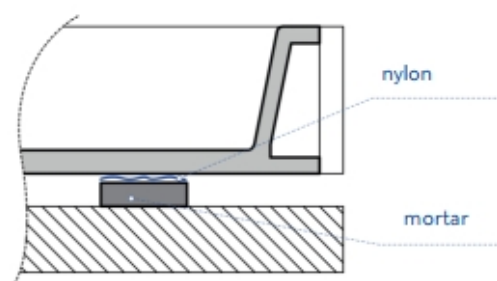
ASSEMBLY INSTRUCTIONS

1



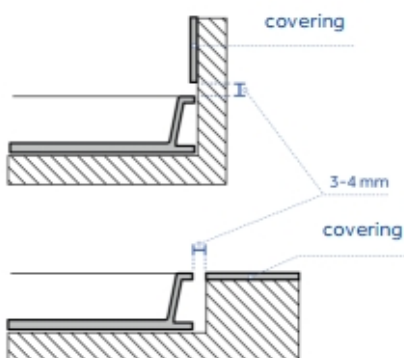
Position the waste according to the existing drain hole and according to the position in the bathroom. Supporting points should be made using low water mortar alongside the corners as well as the centre.

2



We advice you to use a nylon or paper sheet to avoid that mortar could glue to ceramic.

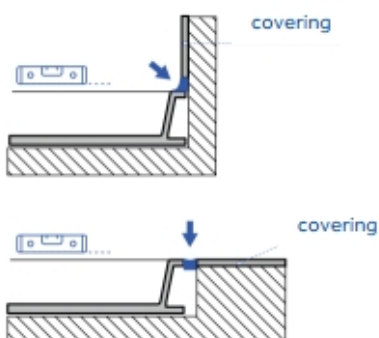
3



Position the shower tray paying attention to the thickness of the covering (or to the floor thickness in case of recessed installation) and leaving a gap of 3-4 mm.

Covering should not weigh on the shower tray edge: in case of building setting-up it could cause breaks.

4



Verify the right horizontal positioning by means of a spirit level.

Complete installation by sealing with white, anti-mould silicon or elastic mortar.